



## Mint at Riverfront

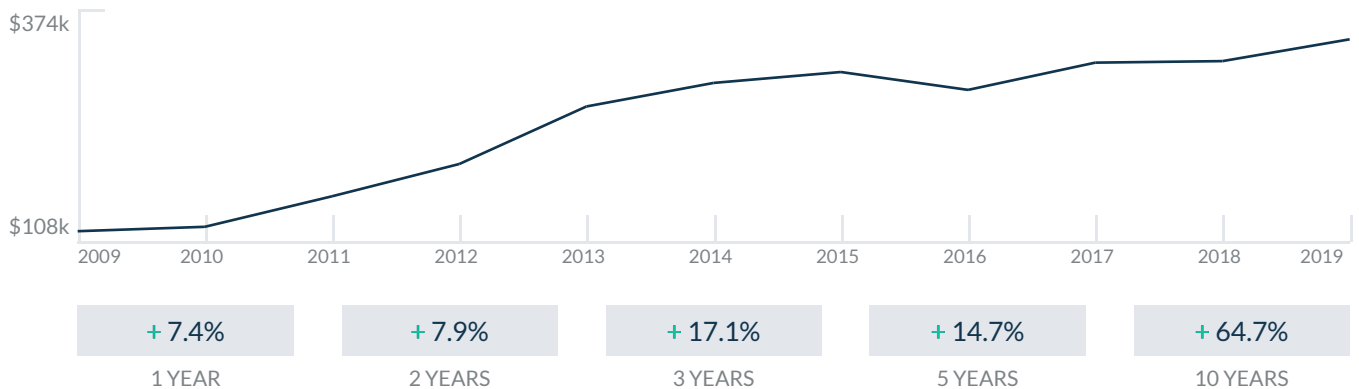
92 SW 3rd St  
Miami, FL 33130

Every month we compile this comprehensive market report focus on Mint at Riverfront in this convenient and easy to read format. Our datas comes from more than six different sources including MLS Associations, County Offices and Financial Institutions. Get this report for free every month on our website [mintatriverfrontcondosforsale.com](http://mintatriverfrontcondosforsale.com).

## Property Stats

POSTAL CODE 33130

The property stats graph represents the median price evolution since ten years in your postal code area.



## Similar Properties

DAYS ON THE MARKET

Everyday 3 months we monitor how many days it takes for similar properties to be sold. This is also a good indicator to know when to buy or sale!



# Mortgage Rates

PER YEAR

Understanding mortgage economics is important when you want to buy with a loan. Below is the historical yearly average mortgage rates in the Unites States retrieved from Freddie Mac©

30 YEARS FIXED 4.4%



15 YEARS FIXED 3.9%



5/1-YEAR ADJUSTABLE 3.9%



# Schools

CLOSEST

Having good schools nearby is important if you have kids or plan to rent or sell your home. Ratings are retrieved from the leading independent and nonprofit GreatSchools©

ELEMENTARY SCHOOL	MIDDLE SCHOOL	HIGH SCHOOL
Alpha Charter Of Aspire Engenio Maria De Hostos Youth Leadership Charter School	World School Of The Arts	
1/10	1/10	10/10

# Insights

IN MINT AT RIVERFRONT

Below the average listing prices of available unit per property type.

**% to %**  
CAP RATE  
Yearly net income when rent

**0%**  
NEGOTIABILITY  
What you can negotiate

**0**  
AVAILABLE

**0**  
SOLD

Sale within the last month

# Activity

SOLD OR RENTED

Below the latest transactions reported by the local MLS Association for Mint at Riverfront



\$2,699



UNIT 3411

RENTED | FEB 2016



\$2,700



UNIT 4312

RENTED | OCT 2015

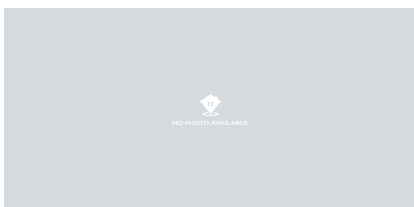


\$2,600



UNIT 3802

RENTED | NOV 2015

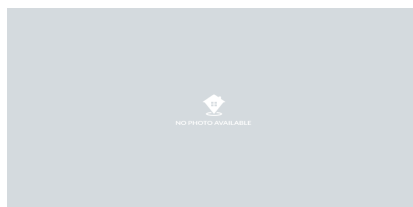


\$2,000



UNIT 4407

RENTED | SEP 2016

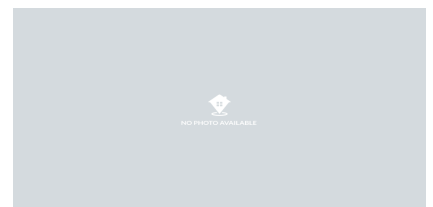


\$470,000



UNIT 1811

SOLD | SEP 2016



\$2,350



UNIT 4006

RENTED | SEP 2016

## Sold

---

LAST 20 PROPERTIES SOLD IN MINT AT RIVERFRONT

Unit	Price	Beds/Baths	\$/Sqft	Sqft	Buying Date	Days on Market
1811	\$470,000	2/2	\$420.4	1,118	Jul 2013	116

## Rented

---

LAST 20 PROPERTIES RENTED IN MINT AT RIVERFRONT

Unit	Price	Beds/Baths	\$/Sqft	Sqft	Rented Date	Days on Market
3411	\$2,699	2/2	\$2.4	1,118	Apr 2016	36
4312	\$2,700	2/2	N/A	N/A	Feb 2016	136
3802	\$2,600	2/2	\$2.0	1,300	Jan 2016	38
4407	\$2,000	1/1	\$2.2	923	Sep 2013	110
4006	\$2,350	2/2	\$2.3	1,008	Jul 2013	46
4909	\$1,600	1/1	\$1.9	821	Mar 2011	65